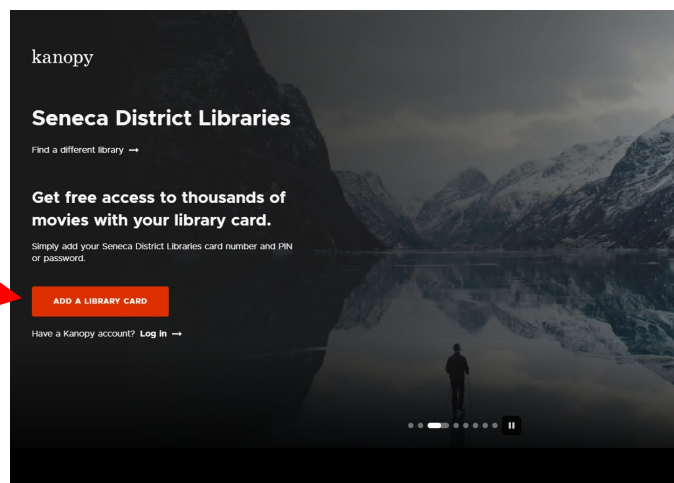


KANOPY QUICKSTART GUIDE

Get Started

When you click the Kanopy link you will be brought to the Seneca District Libraries Kanopy site.

Click the ADD A LIBRARY CARD button



Enter your **LIBRARY CARD NUMBER & PIN** and click **CONTINUE**.

(Typically your PIN number is the last 4 digits of the phone number you used to apply for your library card. If you can't remember your PIN, please contact us for help.)

LIBRARY CARD NUMBER (required)

Type your Library Card Number

LIBRARY CARD PIN/PASSWORD (required)

Type your PIN/Password

CONTINUE

[Need a card? Apply with your library here](#)

Create your free Kanopy account:

- Enter your name, email address, and password, then select **Sign up**.
- Or, sign up with an existing Apple or Google account by selecting **Sign Up with Apple** or **Sign Up with Google** and following the instructions.
- You will be logged in to your account and receive 30 tickets. (See **using tickets** for more information.)
- Verify your email address:
 - * To finish setting up your Kanopy account, you need to verify your email address. When you receive the verification email from no-reply@kanopy.com, select **Verify Email**.
 - * If you didn't receive this email or signed up using the wrong email address, [please let us know](#). Or, if you can still log in, you can try resending the verification email or **changing your email address**.

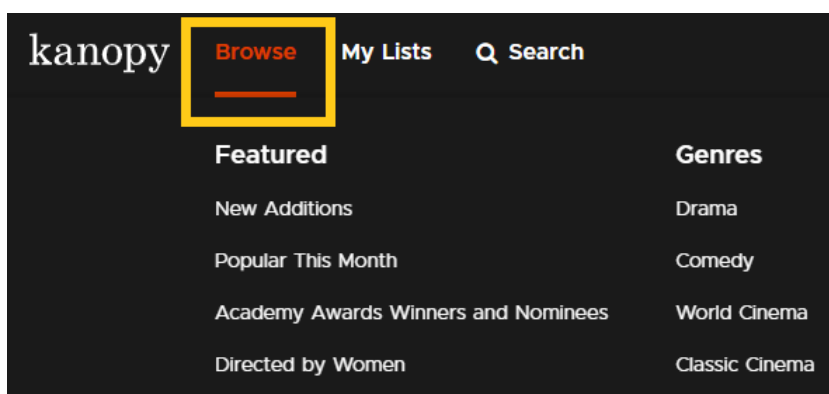
KANOPY QUICKSTART GUIDE

Finding & Watching Films

Browsing for a film:

The Kanopy homepage contains shelves of films with a common subject or theme. Select a film from a shelf to go to the title details page, where you can start watching, read the film's description, or add it to your watchlist.

To see a specific category of films, select Browse. Browse appears at the top of the screen on kanopy.com and in the menu bar on the Kanopy mobile and TV apps. Select a category to browse shelves with that theme. For example, if you select "Classic Cinema," you might see shelves like "Classic Drama" and "Classic Comedy."

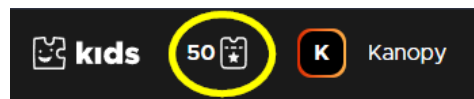


Searching for a film:

- To search for a film, select **Search** at the top of the Kanopy homepage (on the Kanopy website) or in the bottom navigation bar (on the Kanopy mobile app) and search by title or keyword. Select a suggested search at the top of the results to see related titles.
- Use filters to refine your results by genre, audio language, and caption language. If you use Kanopy with a public library, you can also filter your search results by the number of tickets required. Filter options change dynamically with search results; filters that don't apply to your search results are hidden.

Using tickets:

- Tickets are used to play videos on Kanopy. Each month, you receive a set number of tickets from your library. Your tickets reset on the first day of the month, and unused tickets don't roll over to the next month.
- You can see your remaining tickets for the month in the top-right corner of the homepage.



**** Note: Kanopy Kids** videos never use tickets. Select the Kanopy Kids logo to the left of your remaining tickets to browse titles.

- As you browse for titles, you'll see the number of tickets required to watch each title and how long you have to watch it.
- Some titles allow unlimited viewing for 0 tickets. Use the "0 tickets" search filter to search unlimited viewing titles.